

Unlocking Success: Navigating 23g Funding and Benchmark Assessment Reporting with Michigan DataHub

Melissa Tront
Senior Integration Analyst
MiDataHub



Laura Cabalero
Senior Integration Analyst
MiDataHub

Overview

- **Find Your Way:** Discover how to easily navigate the platform.
- **Master the Essentials:** Learn the basics for a smooth experience.
- **Benchmark Assessments:** Tools to ensure accuracy
- **23g High Impact Tutoring:** Learn what will be needed for reporting
- **Custom Exports:** Access more detailed reports
- **Questions and Answers:** Get your queries addressed

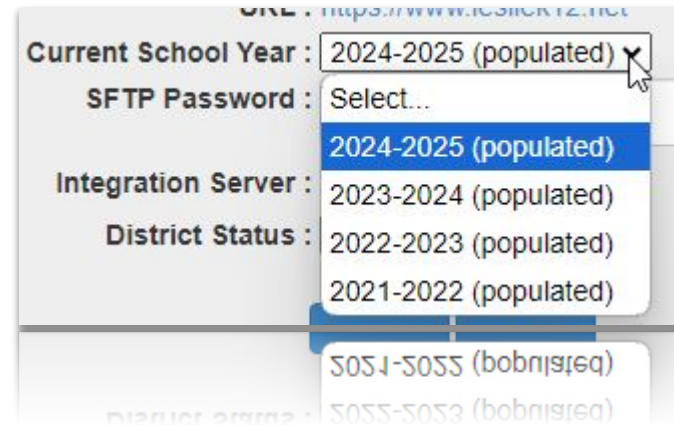


Find your Way

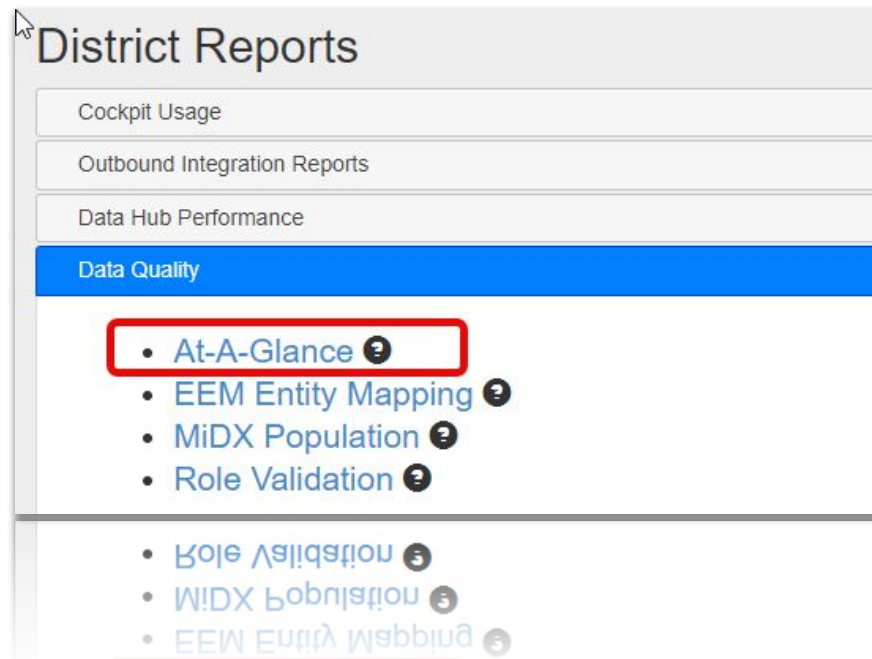
- All the things: [Our Website](#)
 - Launchpad Sign In
 - [Support](#)
 - Conference
- Stay Up to Date: [Our Newsletter](#)
- [YouTube Channel](#)
- [Basic Steps](#) to start the year
- [Checklist](#)

District Basics

- Verify Correct School year is Populated



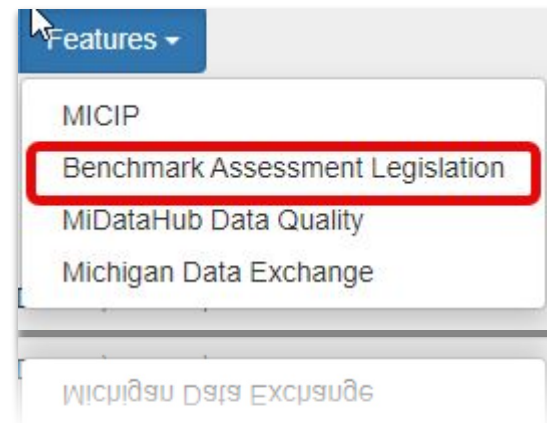
- At a Glance Report - Running and Understanding





Benchmark Assessments

- [Fact Sheet](#)
 - Funding is available for
 - NWEA
 - i-Ready
 - Renaissance Star
 - The Smarter Balanced Interim assessments (grades 3-8) and Early Literacy remain free to districts
- Verify your integration is installed and data is flowing
- Run Features - Benchmark Assessment



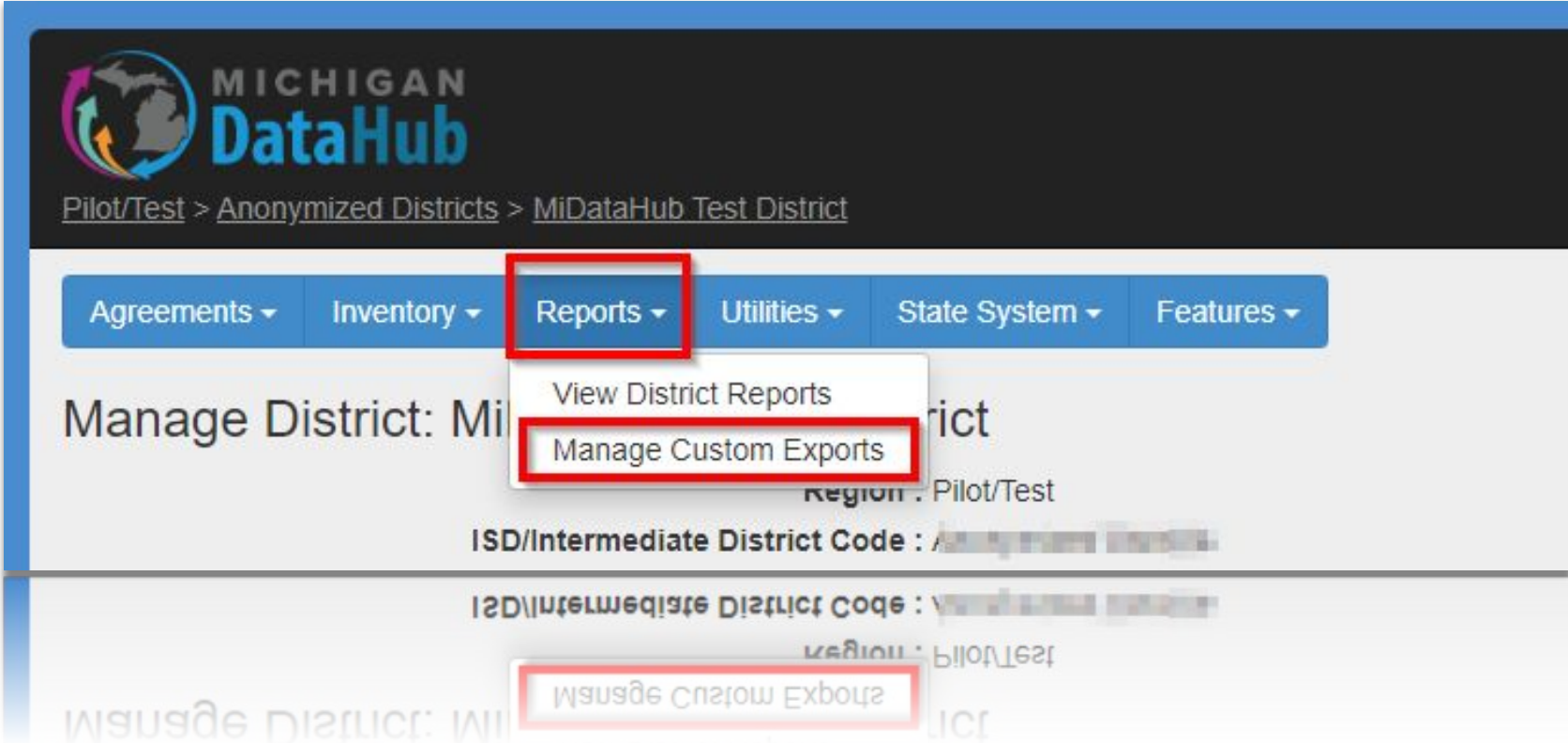
23g High Impact Tutoring

- Each District is Different - Ask Yourself
 - Did your district use funds for 23/24 school year or will it be 24/25 or later?
 - Did your district use a High Impact Tutoring Company?
- Mark your students in your SIS System
- Install 23g API for TA Center
- Install High Impact Tutoring Company API, if applicable
- Run 23g Custom Exports

Custom Exports

The Manage Custom Exports screen allows users to create reports of data residing in their district's DataHub.

Navigate to Reports > Manage Custom Exports



Add 23g Reports

- Select Query Tag Dropdown
- Choose:
23g MiKidsBackOnTrack
- Click Create Export Set

MICHIGAN DataHub
Pilot/Test > Anonymized Districts > MiDataHub Test District > Custom Exports

Export Manager

Manage Export Sets

Export Set Name	Date Created
MSDS	09/05/2024 06:09 PM
SWIS	09/05/2024 06:09 PM

Add New Export Set

Select Query Tag...

Select Query Tag...
23g MiKidsBackOnTrack
All Queries

Available 23g Reports

Query Name	Query Description	Actions
23g Cohort Student Counts	Distinct Count of Students in 23g Cohorts - currently not evaluating dates	Delete Download File for 2022-2023 Preview Results
23g InterventionAssessment with FidelityCheck	InterventionAssessment and InterventionAssessmentFidelityCheck	Delete Download File for 2022-2023 Preview Results
23g InterventionFidelityCheck	InterventionFidelityCheck	Delete Download File for 2022-2023 Preview Results
23g Interventions	Interventions Data	Delete Download File for 2022-2023 Preview Results
23g Student Cohort Details	Lists students with Cohort information	Delete Download File for 2022-2023 Preview Results
23g StudentInterventionAssessment	StudentInterventionAssessment	Delete Download File for 2022-2023 Preview Results
23g StudentInterventionAttendanceEvent	StudentInterventionAttendanceEvent	Delete Download File for 2022-2023 Preview Results
23g StudentInventionAssociations	StudentInventionAssociations	Delete Download File for 2022-2023 Preview Results

Mode of Instruction Verification for Benchmark Assessment

- Navigate to Reports > Manage Custom Exports
- Select Query Tag Dropdown
- Choose: MOI
- Click Create Export Set



**MICHIGAN
DATAHUB**

Application Support

The Michigan Data Hub is a collaborative, statewide effort to address the challenges in managing and using school data by creating an ecosystem where information is exchanged between the large number of disconnected data systems used by schools.

MiDataHub Support

Need a helping hand when you return home?

Introducing Our Help Desk Portal

<https://miservicedesk.com>

