



MICHIGAN
DataHub

Back-to-School 2024-2025 Webinar

Today's Agenda

*This session is being recorded and
will be posted on MiDataHub.org*

- Checklist Tool
- Summer Upgrade
- Student Information Systems
- DataHub Cockpit & Agreements
- Integrations & Rollovers
- Reporting (BAM + 23G)
- Staying Connected

Checklist Tool

Will be available on the website.



Back-to-school 2024-2025 Checklist

District Name: _____

Student Information Systems Related

- ☐ **SIS Rollover Date set of** _____
- ☐ SIS Back-to-School Resources Located
- ☐ Signed up for the monthly status calls (sign up via MiServiceDesk.com ticket)
- ☐ SIS is mapped and publishing to 2024-2025 School year (After July 1st)

Michigan DataHub Cockpit Related

- ☐ Agreements are signed and current
- ☐ Cockpit year is set to 2024-2025
- ☐ Review authorizations (users), remove old users, add new
 - ☐ Add / Update DataHub Support Specialist Role
- ☐ Review each integration to make sure it's still in use and configured for the school year
- ☐ Review EEM and SOM assessment importer configurations
- ☐ Edit each OneRoster integration to point to the 2024-2025 School year
- ☐ Review data quality reports
 - ☐ At-a-Glance
 - ☐ EEM
 - ☐ Role Validation
- ☐ Set a reminder on your calendar for when your certificate will expire

For 23G Participating Districts

- ☐ Cohorts need to be published for 2023-2024 before end of 2023-2024 school year
- ☐ Establish integration with High Impact Tutoring vendors as necessary

For Benchmark Assessment Districts

- ☐ Keep an eye out regarding communication for 2024-2025 school year reporting

Reminders

- ☐ Place a ticket with MiServiceDesk.com to join the monthly SIS status calls.
- ☐ [Sign up for the newsletter](#)
- ☐ [Sign up & attend the Michigan DataHub User's Conference!](#) October 14-15th at Shanty Creek

Summer 6.1 Upgrade

Summer Upgrade Process

Michigan DataHub v6.1 Certification for SIS Vendors

Continually communicating with your SIS vendors to assure a smooth transition to our new version of Ed-Fi.

- Precertification and Certification checklists and meetings
- Detailed documentation
 - Resources and Properties
 - Test Scenarios
 - Specific Basecamp Projects



Edi-Fi 6.1 Upgrade Notes

Michigan DataHub is migrating to API 6.1 / Data Standard 4

- Upgrade is scheduled for the week of July 1st
- Student information systems need to be upgraded to publish to 6.1
- Any custom SQL scripts will need to be validated and/or revised
- New ODSs will be created during the upgrade.
- **Retention of data will be moving to a Current Year + Three historical years. If you need a copy of an older database, please place a ticket with MiServiceDesk.com**

Action Item: Check to make sure you are not publishing to previous school years.

Student Information Systems

Student Information Systems - 24-25 onboarding webinars

Infinite Campus - Onboarding webinar planned for August 2024

MiStarQ - The MISTAR Consortium offers Data Hub assistance to its members and collaborates with districts during the onboarding process for the new year. To request support with Data Hub tasks, please submit a [Service Desk ticket](#).

PowerSchool - In planning with MiDataHub team. ETA - Early August 2024

Skyward SMS - No onboarding webinar planned. Please work directly with your Skyward implementation team for questions on the integration of your system and MiDataHub.

Skyward QMLATIV - No onboarding webinar planned. Please work directly with your Skyward implementation team for questions on the integration of your system and MiDataHub.

Synergy - Onboarding webinar planned for late summer 2024

****Please contact your SIS provider or the MiDataHub team for further details. The MiDataHub team will also continue to provide updates on these sessions in our upcoming newsletters.**

Student Information Systems - Status Calls

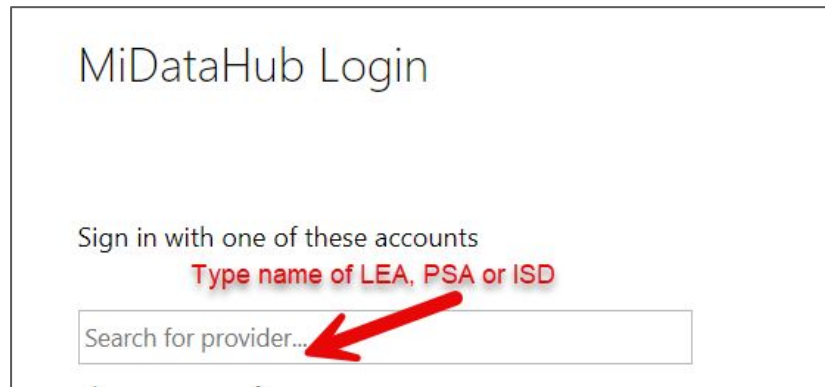
The following meetings are open meetings for you to join. If interested, please request to participate by placing a ticket at www.miservicedesk.com.

- **Edupoint Synergy** – 2:00 p.m. - 2:30 p.m. second Tuesday each month
- **Infinite Campus** - 1:00 p.m. - 1:30 p.m. first Wednesday of month
- **MISTAR-Q** – 9:00 a.m. - 9:30 a.m. second Monday each month
- **PowerSchool SIS** - 10:30 a.m. - 11:00 a.m. second Tuesday of month
- **Skyward** - 3:00 p.m. - 3:30 p.m. second Tuesday of month

DataHub Cockpit

Accessing the Cockpit

- Go to www.midatahub.org
- Click “Login | MiLaunchPad”
- Type in name of your LEA, PSA or ISD
 - Single Sign On will then be used to log you into MiLaunchPad
 - If your district does not appear, SSO may not have been configured or certificate has expired
- Once on the MiLaunchPad
 - Click MiDataHub Cockpit
 - Other applications you have access to will also appear
 - Additional Sites
 - These are static sites that don’t use SSO to log you into the system
 - They will take you directly to the applications website



MiDataHub Login

Sign in with one of these accounts

Type name of LEA, PSA or ISD

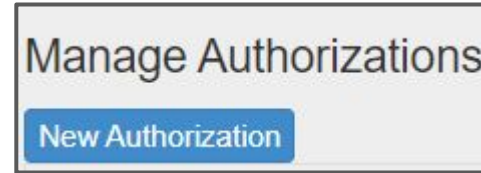
Search for provider...

Data Quality Checks

- Verify Accurate Data is flowing between SIS and MiDataHub
- Reports - View District Reports - Data Quality
- Recommended reports to run
 - At-A-Glance Report
 - EEM Entity Mapping
 - Role Validation
- For a deeper dive - Reports - Manage Custom Exports
 - Data Query Tag - Data Quality
 - Explore any of the premade data quality exports

Review Authorizations

- Add or Remove staff members from Authorization Area
- To add, click the New Authorization Button
 - Input their name and district email address
 - Check the correct cockpit role
- Cockpit Roles
- To remove, click Delete Button to the right of their name
- To edit their role, click the Edit button
- To change their email address, enter a support ticket at www.miservicedesk.com



Agreements

- Did you get a white pop up box when you went to your cockpit?
- Your superintendent or proxy needs to sign the Data Hub Waiver and/or New Agreement
- Upper left click “Agreement” then “View Agreement

| Agreement Title | Version | eSignature Status | Date Signed | Date Expires | eSigner | Action |
|----------------------------------|---------|-------------------|-----------------------|--------------|---------|--------------------------------|
| Data Hosting Agreement | 5 | Accepted | 6/1/2021 12:15:11 PM | | | View Agreement |
| Read by Grade 3 Opt-In Agreement | 1 | Accepted | 6/26/2021 10:53:21 AM | | | View Agreement |
| MICIP Opt-In Agreement | 1 | Accepted | 6/26/2021 10:53:08 AM | | | View Agreement |
| Data Hosting Agreement Waiver | 1 | Pending | | | | View Agreement |

Refresh Page and sign New Agreement

Prerequisite

Sign here first

DataHub Integrations

Ed-Fi Integrations

Verify each integration is still being used or add new ones as needed

- **Inbound Integrations**
 - Data that is coming in from other systems, not via an API
 - Most Benchmark data comes in this way
- **Outbound Integrations**
 - Data is moving from your ODS to another system
 - This is for systems like MiLearn and State Assessment Data
- **API Integrations**
 - How the majority of data moves in or out of the ODS
 - This is how most SIS systems integrate with the ODS
- **To Remove Integration**
 - Click name of integration
 - Change “Status” to INACTIVE
- **To Add Integration**
 - Search for system in [Product Catalog](#)

OneRoster 1.1 Scopes

For the 2024-25 school year, SCOPES will be **enforced** based on the official OneRoster 1.1 Specification.

- Vendors must now supply the scope that they are intending to use.
- You will need to update the Year to the current school year

Permit Access to OneRoster API : ☒ [Add Application Username](#)

One Roster Authorization URL : `https://apihub.midatahub.org:443/ims/oneroster/v1p1/token`

One Roster API Endpoint URL : `https://apihub.midatahub.org:443/ims/oneroster/v1p1`

Select Available Scopes :

- RosterCore_ReadOnly
- Roster_ReadOnly
- RosterDemographics_ReadOnly
- Resource_ReadOnly

Year : 2023-2024 (populated) ▼

OneRoster 1.1 Scopes

A scope is a set of pre-defined data available to either read, put, or delete.

- **roster-core.readonly** - enable access to the getAcademicSession, getClass, getCourse, getEnrollment, getGradingPeriod, getOrg, getSchool, getStudent, getTeacher, getUser, getAllAcademicSessions, getAllClasses, getAllCourses, getAllEnrollments, getAllGradingPeriods, getAllOrgs, getAllSchools, getAllStudents, getAllTeachers and getAllUsers rostering endpoints;
- **roster.readonly** - enable access to ALL of the rostering endpoints EXCEPT getDemographic and getDemographics;
- **roster-demographics.readonly** - enable access to the getDemographics and getAllDemographics rostering endpoints;
- **resource.readonly** - enable access to the getResource, getAllResources, ghetResourcesForClass and getResourcesForCourse resources endpoints;
- **gradebook.readonly** - enable access to the getCategory, getAllCategories, getLineItem, getAllLineItems, getResult, getAllResults, getLineItemsForClass, getResultsForClass, getResultsForLineItemForClass and getResultsForStudentForClass gradebook endpoints;
- **gradebook.createput** - enable access to the putCategory, putLineItem and putResult gradebook endpoints;
- **gradebook.delete** - enable access to the deleteCategory, deleteLineItem and deleteResult gradebook endpoints.

OneRoster 1.1 Scopes

To select scopes:

1. Select the OneRoster API integration
2. Select the scope/scopes you are allowing the vendor to use(hold ctrl key for more than 1)
3. Make sure the current school year is selected
4. Click Submit

Permit Access to OneRoster API : ☒ [Add Application Username](#)

One Roster Authorization URL : <https://apihub.midatahub.org:443/ims/oneroster/v1p1/token>

One Roster API Endpoint URL : <https://apihub.midatahub.org:443/ims/oneroster/v1p1>

Select Available Scopes :

RosterCore_ReadOnly

Roster_ReadOnly

RosterDemographics_ReadOnly

Resource_ReadOnly

Year :

2023-2024 (populated)

Permit Access to Enrollment Transfer API : ☐

Allow UIC Auto Creation : ☐

Allow Portable Record Retrieval : ☐

Allow Direct Cert : ☐

Allow Viewing of Credentials in Management Portal : ☐

Notes :

Submit


Cancel

EEM Integration

API Integrations
(show all)

- Food Service: Meal Magic 1
- Assessment System: Kindergarten Readiness Assessment (KRA) 1
- Assessment System: i-Ready 1
- Student Information System: PowerSchool 1
- Data Warehouse: Eidex Insights 1
- Career Planning: Career Cruising 1
- State-Sourced System: Assessment Importer 1
- Data Warehouse: EVAAS 1
- State-Sourced System: EEM 1**
- Educational Analytics: Edlusion 1
- Educational Application: STEMscopes Math/Science 1
- Educational Analytics: Read by Grade 3 Research 1
- Educational Analytics: Return to Learn Aggregation 1
- Behavior Tracking System: BHWorks 1
- Educational Analytics: Resonant Education 1
- Educational Analytics: Extended Benchmark Studies 1
- Add Integration

Integration used by a local district to ensure the schools publishing over from the district's Student Information System, match what the EEM has stored and provided to MiDataHub. Tools like MiCiP, MiRead, MSDS, MISstrategy Bank, all rely on the accuracy of this data.



Staging Environment > Anonymized Districts > MSDS Testing > Add Integration

Hello [Name] Log off

Add API Integration

System Type: State-Sourced System

Vendor: State of Michigan

System: EEM - v1

Profile: EEM

Permit Access to OneRoster API: ☐

Allow UIC Auto Creation: ☐

Allow Portable Record Retrieval: ☐

Submit Cancel

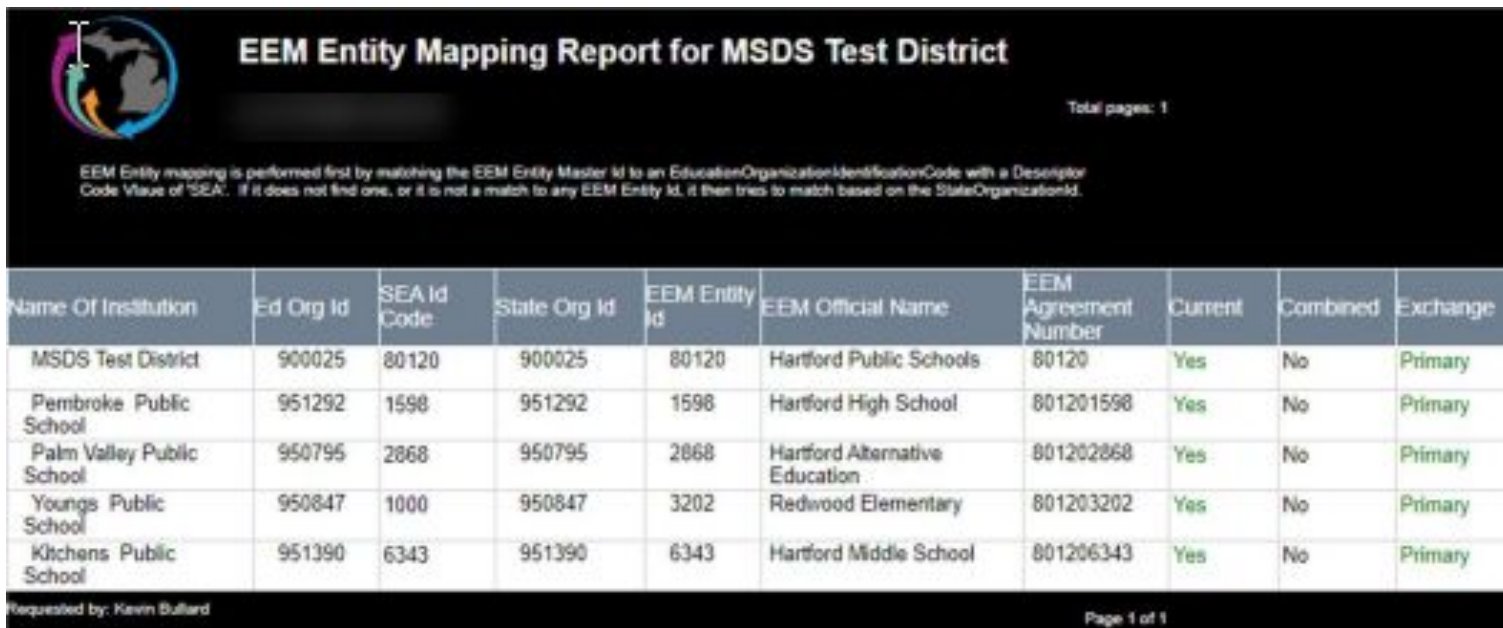
2019.24.7

© 2019 - Michigan Department of Education

EEM Verification Report

The EEM Entity Mapping report is used by a local district to ensure the schools publishing over from the district's Student Information System, match what the EEM has stored and provided to MiDataHub.

MiDataHub Cockpit - Reports>View District Reports> Data Quality Report> EEM Entity Mapping Report



The screenshot shows a report titled "EEM Entity Mapping Report for MSDS Test District". It includes a logo on the top left and a "Total pages: 1" indicator on the top right. A descriptive paragraph explains the mapping process: "EEM Entity mapping is performed first by matching the EEM Entity Master Id to an EducationOrganizationIdentificationCode with a Descriptor Code Value of 'SEA'. If it does not find one, or it is not a match to any EEM Entity Id, it then tries to match based on the StateOrganizationId." Below this is a table with 10 columns: Name Of Institution, Ed Org Id, SEA Id Code, State Org Id, EEM Entity Id, EEM Official Name, EEM Agreement Number, Current, Combined, and Exchange. The table lists five institutions: MSDS Test District, Pembroke Public School, Palm Valley Public School, Youngs Public School, and Kitchens Public School, each with corresponding IDs and a "Primary" exchange status. At the bottom, it says "Requested by: Kevin Bullard" and "Page 1 of 1".


| Name Of Institution | Ed Org Id | SEA Id Code | State Org Id | EEM Entity Id | EEM Official Name | EEM Agreement Number | Current | Combined | Exchange |
|---------------------------|-----------|-------------|--------------|---------------|--------------------------------|----------------------|---------|----------|----------|
| MSDS Test District | 900025 | 80120 | 900025 | 80120 | Hartford Public Schools | 80120 | Yes | No | Primary |
| Pembroke Public School | 951292 | 1598 | 951292 | 1598 | Hartford High School | 801201598 | Yes | No | Primary |
| Palm Valley Public School | 950795 | 2868 | 950795 | 2868 | Hartford Alternative Education | 801202868 | Yes | No | Primary |
| Youngs Public School | 950847 | 1000 | 950847 | 3202 | Redwood Elementary | 801203202 | Yes | No | Primary |
| Kitchens Public School | 951390 | 6343 | 951390 | 6343 | Hartford Middle School | 801206343 | Yes | No | Primary |

State of Michigan Assessment (SOM) Integration

Transfers state assessment data including M-STEP, as well as PSAT and SAT to your MiDataHub environment

Benefits Include:

- Data available for integrating in downstream systems (Munetrix, SIS systems, etc.)
- Districts get data for the students they have rather than the students tested.
- Real time (weekly) reporting on student assessment results.
- Data for previous 3 test cycles is included
- Data available for authorized users to download using the Flex Reports (Custom Exports)



SOM Integration - *confirm integration is configured*

| Outbound Integrations (show all) | API Integrations (show all) |
|--|--|
| <ul style="list-style-type: none">State-Sourced System: Assessment Importer 1: Request Assessment for Students without Assessments (current)External System: MiLEARN 1: MiLEARN-Authorizations Data (current)External System: MiLEARN 1: MiLEARN-Sections Data (current)Add Integration | <ul style="list-style-type: none">Food Service: Meal Magic 1Assessment System: Kindergarten Readiness Assessment (KRA) 1Assessment System: i-Ready 1Student Information System: PowerSchool 1Data Warehouse: Eidex Insights 1Career Planning: Career Cruising 1State-Sourced System: Assessment Importer 1Data Warehouse: EVAAS 1State-Sourced System: EEM 1Educational Analytics: Edlusion 1Educational Application: STEMscopes Math/Science 1Educational Analytics: Read by Grade 3 Research 1Educational Analytics: Return to Learn Aggregation 1Behavior Tracking System: BHWorks 1Educational Analytics: Resonant Education 1Educational Analytics: Extended Benchmark Studies 1Add Integration |

Please place a support ticket at www.miservicedesk.com if either of these files are missing and you would like this integration configured. With your permission we will configure the integration on your behalf.

SSO Certs

Ensure your district users are able to access critical systems at the start of school.

MICIP, MiREAD, MiStrategy Bank, Xello and other systems all rely on the federated authentication between their application and the MiDataHub SSO.

Please verify your SSO cert is current by either confirming locally in the saml app provider or by reviewing this list of [Expired Certs](#).

The MiDataHub team has several informational handouts on the SSO federation found on the [SSO product catalog entry page](#). A few documents below will help you validate and ensure your cert is up to date and shared with our team.

- [Directions for Expired Google Certificate](#)
- [Azure Certificate Update Instructions](#)

MiDataHub Login

Sign in with one of these accounts

Search for provider...

Showing 890 of 890



MiDataHub Login



Academic and Career Education Academics

Michigan Launch Pad

kevin.bullard@kresa.org

Sites that kevin.bullard@kresa.org can access:

| | | | | | |
|-----------------|----------------|-------|-------------------|-------------------------|------------------------|
| | | | | | |
| Career Cruising | MiAdminConsole | MICIP | MiDataHub Cockpit | MiDataHub Cockpit - Dev | MiDataHub Cockpit - ST |
| | | | | | |
| MiRead | MiStrategyBank | | | | |

Additional Sites:

| | | | | | |
|------------------|--------------|-------|----------------|--------------------------------------|----------------|
| | | | | | |
| #GoOpen Michigan | Eduplatforms | MAISA | Algebra Nation | MI Math & Science Leadership Network | MI School Data |
| | | | | | |
| | | | | | |

Checking Access to Applications

ITD

ROI Study 2.0

Goals

- Validate the improvement made since the initial study (ROI - 2016)
- Illustrate additional ways MiDataHub has streamlined information systems
- Calculate an estimate of current savings
- Determine potential future savings that can be accomplished

Resources

- [Webinar](#)
- [Slide Deck](#)

ROI Study 2.0 survey

1. Complete the [ROI Study Survey to provide information about your district.](#)

ROI Study Survey Walkthrough

Name of person completing this survey *

Your answer

Email address of person completing this survey *

Your answer

District name *

Your answer

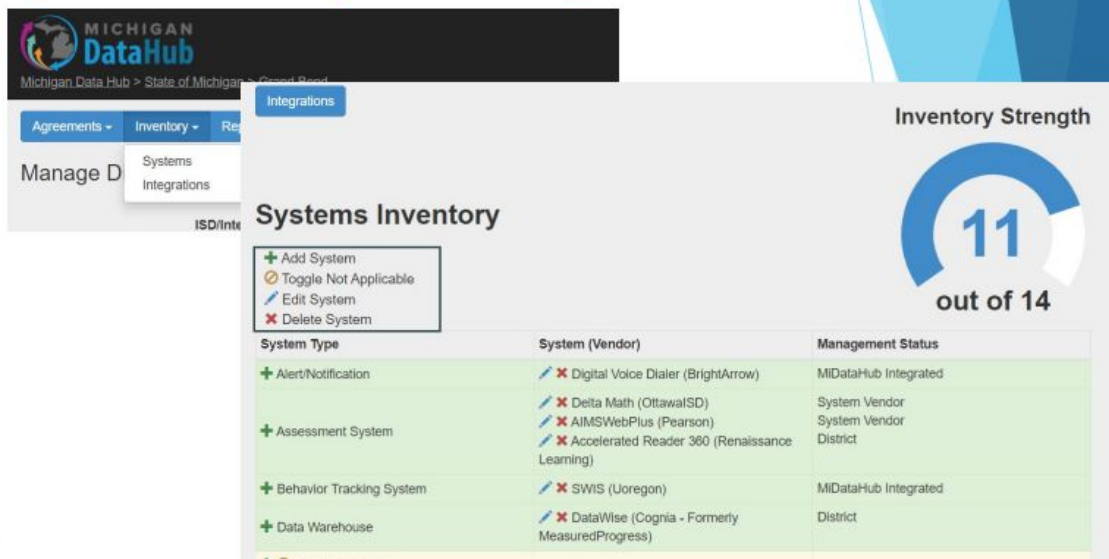
5-Digit District Code (EEM Code) for your District *

Your answer

ROI Study 2.0 Inventory system

1. Complete/Update the Systems and Integrations inventories for your district in the Data Cockpit application.
2. [Inventory System Overview](#) - approx. 9-minute video walkthrough

System Inventory Walkthrough



Reporting

Benchmark Assessment Legislation

- No word yet for 2024-2025, keep an eye out for further communication.
- Updates on this work will be shared in the MDE Spotlight; MiDataHub Newsletter. Steps you can take to ensure you are prepared:
- Verify your benchmark assessment system is configured in the MiDataHub cockpit.
 - [NWEA](#)
 - [i-Ready](#)
 - [Star](#)
 - [DRC](#)
- Ensure you are rostering assessment system with the UIC
- After testing has started in your district, please visit the Features Dashboard for Benchmark Assessment to verify the requirements as they were in previous years have been completed.

23G Reporting

- Cohorts need to be published for 2023-2024 before end of school year
 - Each SIS system should have a way to mark which students
 - Expanded learning time (ELT)
 - Intensive individualized support (IIS)
 - Locally Provided Tutoring - (LPT) Note: This would encompass homegrown tutoring and non vetted tutoring programs
 - Personalized learning environments (PLE)
 - Career pathways (CP)
 - Work based learning experiences (WBLE)
 - EWIMS (EWIMS)
 - High Impact Tutoring (HIT)
- Establish integration with High Impact Tutoring vendors
- Keep watching for information on how to set up the integration to push the data required for reporting

Staying Connected

DataHub Support Specialists

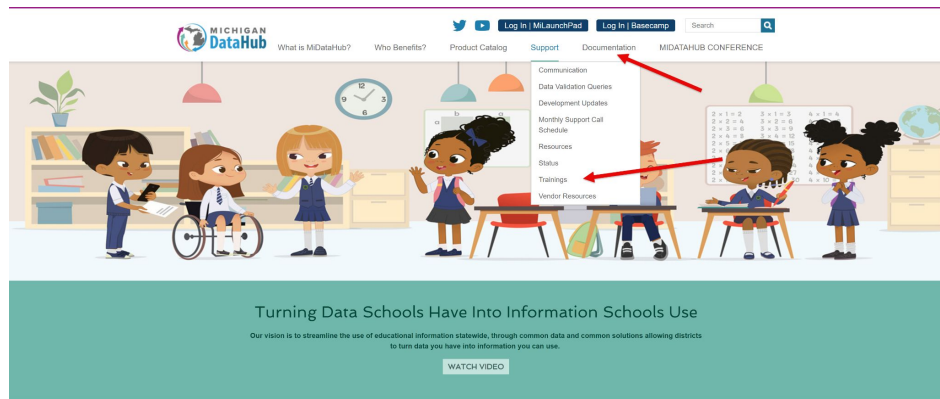
Data Hub Support Specialists (see map)

- Typically ISD level individuals supporting technologies including (but not limited to:)
 - Student Information Systems
 - MSDS
 - Data Reporting
 - Educational Technology Data systems
 - And more
- Support and promote MiDataHub functionality throughout support consortium
- 50+ across 37 **counties**
- Developing a visual to show ISD/Districts covered by DHSS
- Monthly meeting with MiDataHub team
- Identified in your MiDataHub cockpit as a Data Hub Support Specialist
- Feel free to work directly with the Data Hub Support Specialist

Website & Newsletter

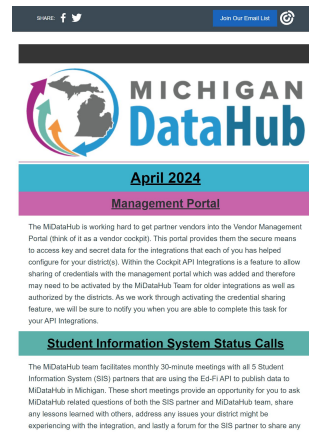
Website

Trainings + Documentation



Newsletter

Updated Twice Monthly



Support Channels



MiServiceDesk

Issues or Service Requests

www.miservicedesk.com



Basecamp

SIS Calls | MSDS | Workgroups

login link on www.midatahub.org

Michigan DataHub Conference

October 14-15, 2024

Conference & Hotel Registration is Open!

www.midatahub.org/midatahub-conference



SHANTY CREEK RESORTS®

Q&A

Thank you!